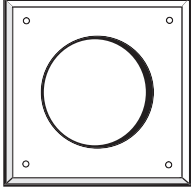
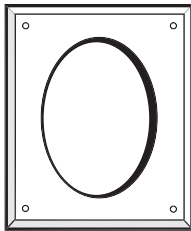

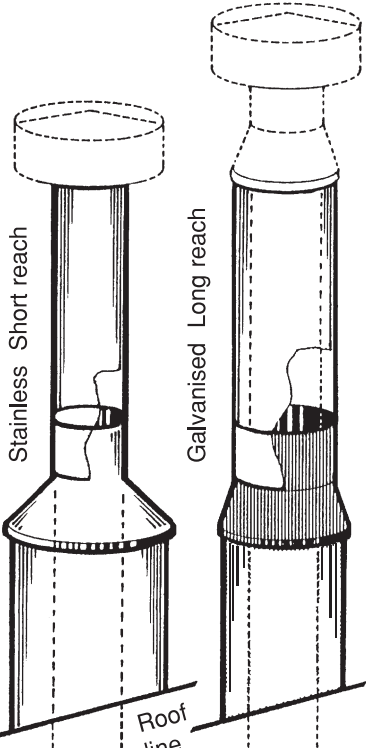
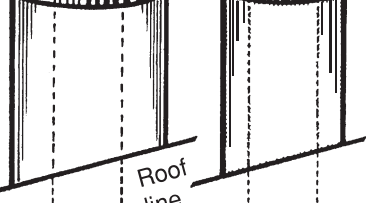



FLUES - SPARES AND ADDITIONS

	SIZE mm	W/SALE PRICE excl. GST	PART No.
	Ceiling Plates Flue dia.		
	Stainless Steel. Round opening for flat ceilings.	100 108 115 130 150 200	32100 32105 32110 32120 32130 32140
<p>A variety of ovals to accommodate the flue through sloping ceilings</p> 	Stainless Steel 150mm 400 x 400 32300 Coffee 150mm 400 x 400 32301 Matt Brown 150mm 400 x 400 32302 Gloss Black 150mm 400 x 400 32303 Matt Black 150mm 400 x 400 32304 Grey 150mm 400 x 400 32305 White 150mm 400 x 400 32306		
	Stainless Steel 150mm 450 x 450 32310 150mm 490 x 490 32320 Oval 30° 150 32360 Oval 45° 150 32410 Oval 45° 200 32420		
	Spacers and Screws for ceiling plates Pkt. 32600		
	Flue-Top Weather Shields Stainless Steel in a variety of heights to provide extension wherever needed.		
	Height x Flue dia.	600 x 115 900 x 115 450 x 150 600 x 150 900 x 150	33400 33410 33420 33430 33440
	Visor Conversions Two-cone units for adapting older existing installations.		
	Galvanised 350 to Stainless Steel 390 to	250 150	33500 33510
	Mantel Deflectors		
	Stainless Steel	900 x 50 900 x 75 900 x 100	33600 33610 33620

Advise consumer that sketches above are a guideline only.
 The local body regulations applicable in your district should be strictly observed.